


Coupling module for LocoNext-OkkieNext

With this module you can connect the OkkieNext4x4 with the LocoNext without the need for wires between both modules.

There are two versions available:

- 1) Module with led bar. The led lightens when a train is detected in a section.
- 2) Module without led bar.





Mounting:

- 1) Solder the two resistor arrays (only in led bar version)

Please note the correct orientation! Place the text side of the array to the outside.

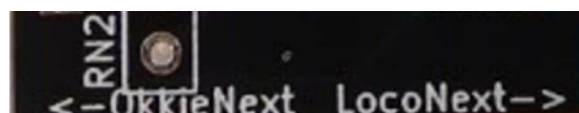
- 2) Solder the two led bars (only in led bar version)

Please note the correct orientation! Place the text side of the led bar to the array



- 3) Solder the female Dupont strips

- 4) Solder the male Dupont strips in the LocoNext and OkkieNext



Note the correct direction of the module.